



USER MANUAL

SEKIU (11S) for Microsoft Flight Simulator 2020

terrapearl
STUDIOS

“Thank you for your purchase!”

Content

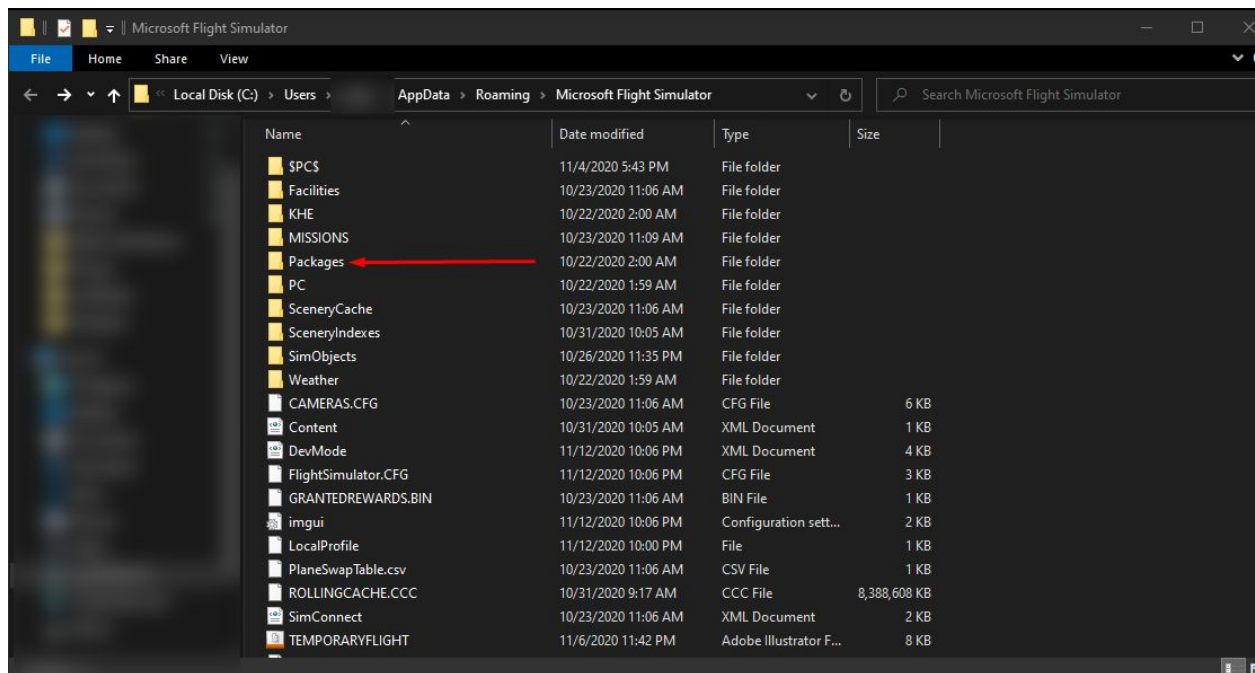
1. [Installation](#)
2. [System Requirements](#)
3. [Package Features](#)
4. [Airport Information](#)
5. [Support](#)
6. [Credits](#)

Installation

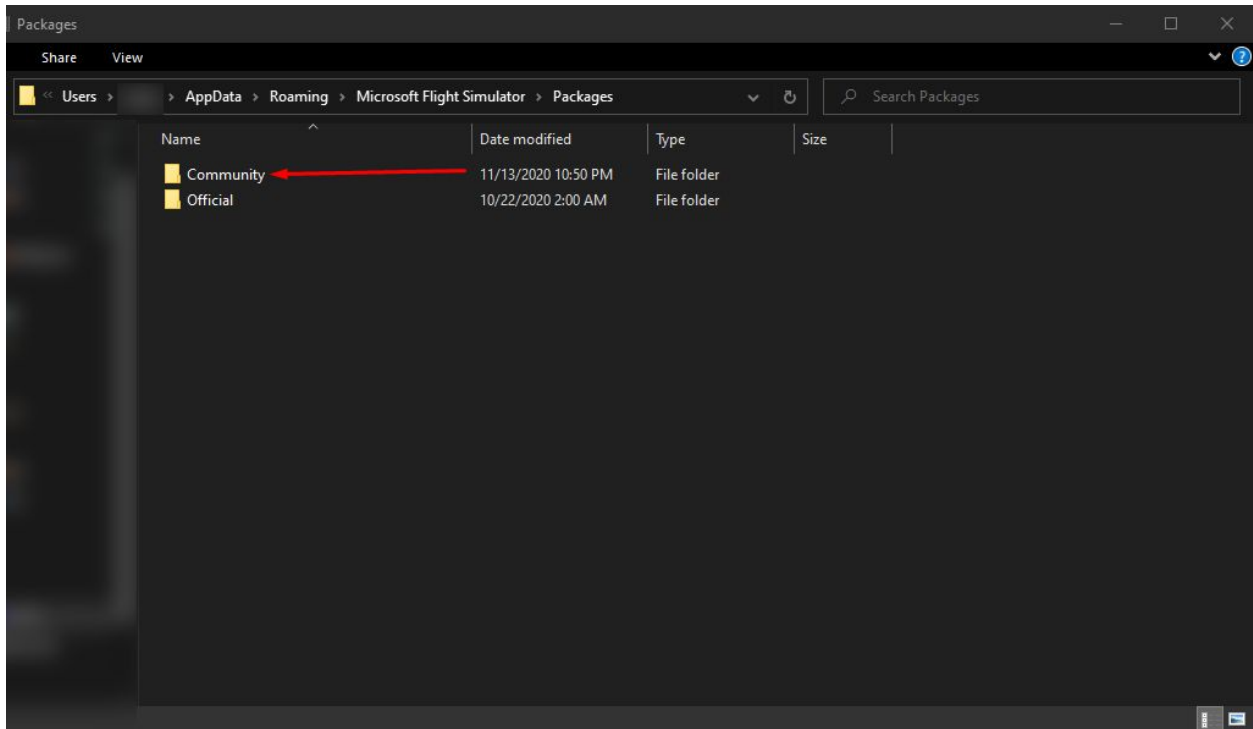
To install the scenery package, simply unzip **“Terrapearl - Sekiu (11S)”** into your Microsoft Flight Simulator’s **/packages/community** folder.

If you need to know where your main Flight Simulator directory is located, please refer to the section [“Microsoft Flight Simulator Directory Location”](#) below.

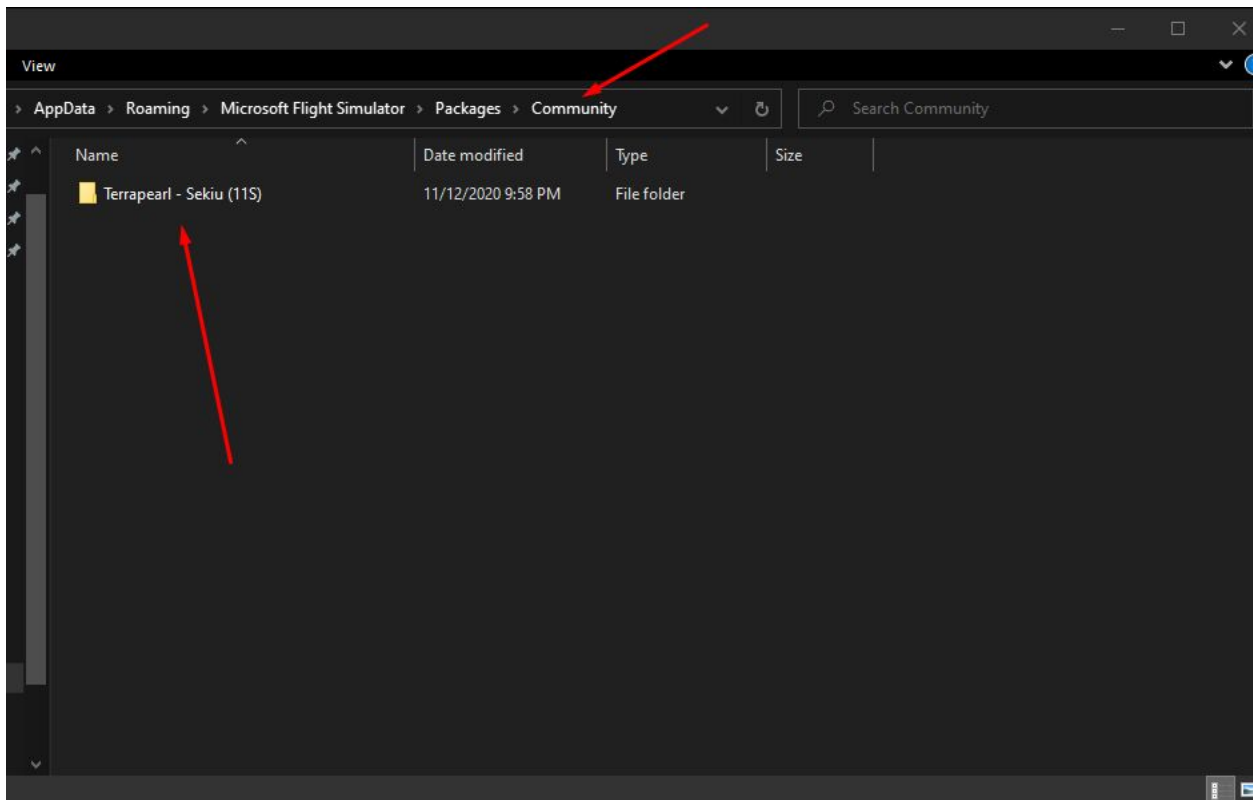
1. Locate your main Flight Simulator folder and select **“Packages”**



2. Inside the **“Packages”** folder, select the **“Community”** folder



3. Place the unzipped **“Terrapearl - Sekiu (11S)”** folder inside the **“Community”** folder.



Microsoft Flight Simulator Directory Location

The location of your Microsoft Flight Simulator Directory will depend on which version you purchased.

If you purchased it via the **Microsoft Store**, you’ll want to look here:

`C:\Users\[YOUR USERNAME]\AppData\Local\Packages\Microsoft.FlightSimulator_[RANDOM LETTERS]\LocalCache\Packages\Community`

If you purchased it via **Steam**, check here:

`C:\Users\[YOUR USERNAME]\AppData\Roaming\Microsoft Flight Simulator\Packages\Community`

or

`C:\Users\[YOUR USERNAME]\AppData\Local\Packages\Microsoft.FlightDashboard_[RANDOM LETTERS]\LocalCache\Packages\Community`

Note: If you do not see your “AppData” folder, you will need to show hidden folders in Windows. To learn how to do so, please go here:

<https://support.microsoft.com/en-us/windows/show-hidden-files-0320fe58-0117-fd59-6851-9b7f9840fdb2>

... that’s it! Load into the simulator and enjoy.

System Requirements

Microsoft Flight Simulator 2020

MINIMUM:

Requires a 64-bit processor and operating system

OS: Windows 10

Processor: Intel i5-4460 | AMD Ryzen 3 1200

Memory: 8 GB RAM

Graphics: NVIDIA GTX 770 | AMD Radeon RX 570

DirectX: Version 11

Storage: 150 GB available space

RECOMMENDED:

Requires a 64-bit processor and operating system

OS: Windows 10

Processor: Intel i5-8400 | AMD Ryzen 5 1500X

Memory: 16 GB RAM

Graphics: NVIDIA GTX 970 | AMD Radeon RX 590

DirectX: Version 11

Storage: 150 GB available space

Package Features

- 100% Full PBR technologies used
- HDR Lighting
- Slew of carefully hand-crafted objects carefully placed using most recent data available
- Custom, hand painted pavement, showcasing all imperfections including dirt, cracks, patches, and water puddles
- Added missing vegetation data in areas surrounding the community of Sekiu
- Tons of hand placed 3D grass, shrubs, weeds, and much more
- Added road textures to town around airport and marina
- Plenty of clutter (crates, barrels, 3D people, boats, vehicles, etc)
- Corrected Mesh
- Hard surface marina docks, ready for seaplane operations
- Full rendition of the Sekiu marina with docks, HQ 3D boats, and various vehicles
- Proper airport data (VASI light position and cages, parking spots)
- Quick support and updates as the SDK evolves

Coverage Area



Imagery courtesy of ESRI - All Rights Reserved

Airport Information

Sekiu Airport (FAA LID: **11S**) is a public [airport](#) serving the small community of [Sekiu](#), in [Clallam County, Washington, United States](#). It is owned by the Port of [Port Angeles](#).

Sekiu Airport covers an area of 25 [acres](#) (10 [ha](#)) which contains a 2,997 x 50 ft (913 x 15 m) lighted [runway](#) (8/26) with a visual approach indicator. Due to a 900 ft (275 m) displaced threshold, aircraft approaching from the west (runway 08) have only 2097 feet (639 m) on which to land.

For the 12-month period ending December 31, 2005, the airport had 498 aircraft operations: 95% [general aviation](#) and 5% [air taxi](#).^[1]

Source: Wikipedia

Support

For help with installation, report bugs, or any other issues, please write us at

[**support@terrapearl.com**](mailto:support@terrapearl.com)

NOTE: Support will *only* be provided at the email address above. We will reply to support requests as quickly as we can, usually within 24 hours.

If you purchased the product from simMarket and have an issue with its installer, please log into your simMarket and submit a support ticket through their support portal.

Credits

-**Our customers:** Thank you, you're the reason we do this.

-A heartfelt thank you to our **BETA testers**.

-An extra special thanks to **KS** for their support throughout the development process.

Couldn't have done it without you!

Happy Flying!

-The Terrapearl Studios Team